
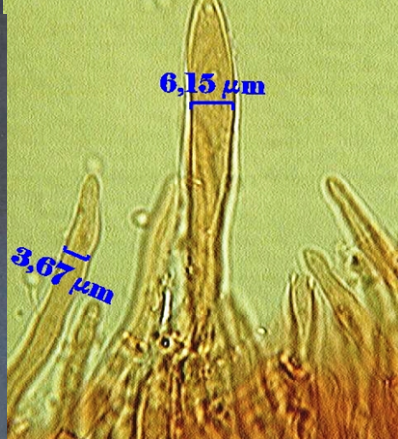
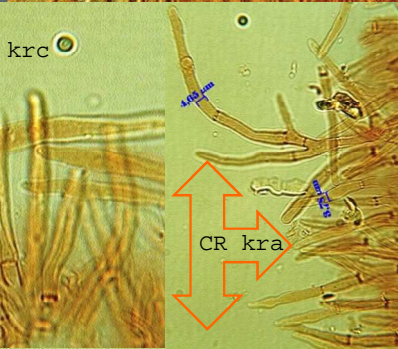

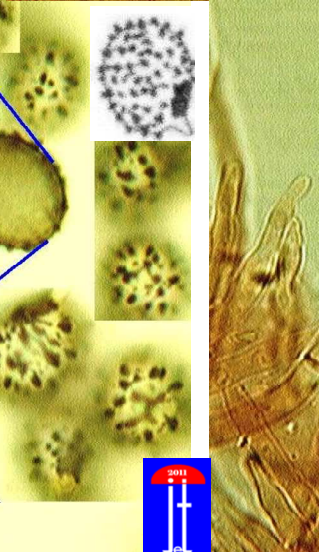


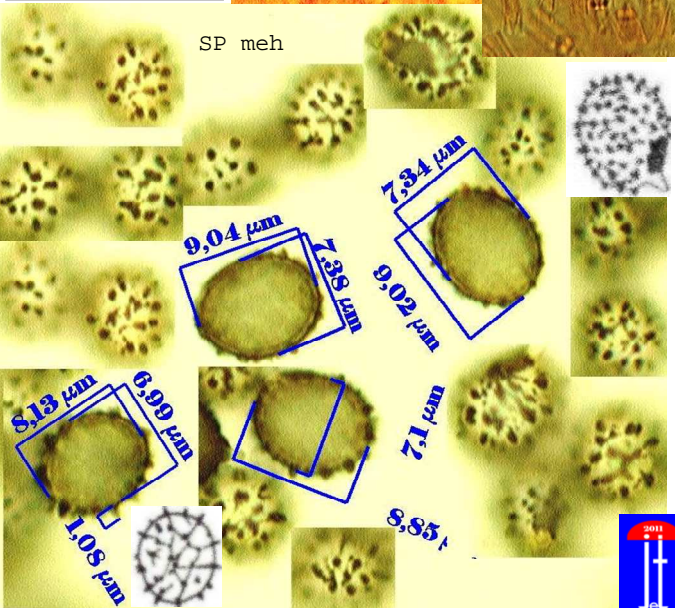



R110811/02 <i>Russula xerampelina</i>		EXS R11/010	<b>R. xer</b> RECTO																											
SG <i>Russula</i> / S <i>Polychromae</i> / Ss <i>Xerampelinae</i>																														
LIEU L-Wilwerwiltz GPS N 49°58'72.4" E 05°58'45.7" COORD - ALT 380 m ECOL Picea ODOR Fish		5 SPCO ROM DAG P Ia- IIa 1- 4 Q IIb-IIIb 5-11 R IIIc- IVe 12-26 6 S-ACRE T-DOUX U-AMER D 11-12 R IIIc S IIIb F ve G* +																												
1 (A) ro-rs-po B ve-ol C ja-or (D) bl-li-vo E wh +- F br-gr-no G mixte	 <p>*Gaiac* &lt;5" + &gt;5"</p>																													
2 CUTIS SEP (H) I J ±¼ ¼% +¾	 <p>6.15 µm</p>																													
3 STIPE K wh *** (L) color	 <p>3.67 µm</p>																													
4 CHAPEAU Ø M 10-20 (N) 3-10 cm O 1- 3	 <p>3.43 µm</p>																													
7 (V) CHAIR DECOLOR 8 (W) DC+ X DC-HP- Y HP+ Z DC+HP+	 <p>3.61 µm</p>																													
 <p>CS sba</p>		 <p>4.60 µm</p>																												
 <p>SP meh</p> <p>9.04 µm</p> <p>1.34 µm</p> <p>7.38 µm</p> <p>9.02 µm</p> <p>7.1 µm</p> <p>8.85 µm</p> <p>8.13 µm</p> <p>6.99 µm</p> <p>1.09 µm</p>		 <p>4.60 µm</p>																												
REMARQUES (% NOTES verso) *** Stipe parfois wh ou rsb? REF: RO685/SA875/BM64#82/BK6-217/CR1464/ER192/KG2-527/MA5-478/GR364		<table border="1"> <tr> <td>1</td><td>2</td><td>3</td><td>4</td><td>/</td><td>5</td><td>6</td><td>7</td><td>8</td> </tr> <tr> <td>A</td><td>H</td><td>L</td><td>N</td><td></td><td>Q</td><td>T</td><td>-</td><td>W</td> </tr> <tr> <td>D</td><td>-</td><td>-</td><td>-</td><td></td><td>R</td><td>-</td><td>V</td><td>-</td> </tr> </table>		1	2	3	4	/	5	6	7	8	A	H	L	N		Q	T	-	W	D	-	-	-		R	-	V	-
1	2	3	4	/	5	6	7	8																						
A	H	L	N		Q	T	-	W																						
D	-	-	-		R	-	V	-																						